



Smallbeans



Workshop ideas for textile groups

All of the techniques stand along as a fun day of creating, or they can be a base for further stitching ideas.

Most materials are provided, we can discuss this later. Some of the techniques could be printed or dyed onto 'ready made' linens' like table cloths, tote bags so ladies have something complete to take home as well as a stash of new fabrics.

A full day would be around 10-4, we would need to work out costs and maximum numbers.

<p>Day indigo</p>		<p>A day course introducing the magical art of Indigo dyeing. Using simple running stitch, binding and clamping techniques you can produce a variety of great patterns and effects.</p> <p>All materials provided, wear old clothes. No sewing skills needed, just the basic tie a knot and simple stitch.</p>
<p>Eco printing</p>		<p>Another eco printing technique, this time we work with leaves from the surrounding area. Creating wonderful monotone prints from the actual leaves, the detail can be amazing if you are lucky and mother nature is on your side!</p> <p>Wear old clothes, materials are provided.</p>

<p>Fabric printing</p>		<p>Two full day options, they could stand alone or be booked apart as a follow on course?</p> <p>Option 1 - Printing with found things, simple foam printing and mono printing. Option 2 – printing with polystyrene and lino</p> <p>During the 2 days we will create an interesting variety of patterns and ideas. Suitable for paper and fabric printing. The days could</p>
<p>Faux batik</p>		<p>A day playing around with 'faux batik' working with hot wax, tjantings and fabric dye. The morning is spent getting the hang of the tools and then you can either trace a design or come up with your own. Fitting inside a 12" embroidery hoop, your work is ready to hang!</p> <p>Materials are provided, wear old clothes. Another great starting point for further stitch or a standalone piece of work for fun.</p>